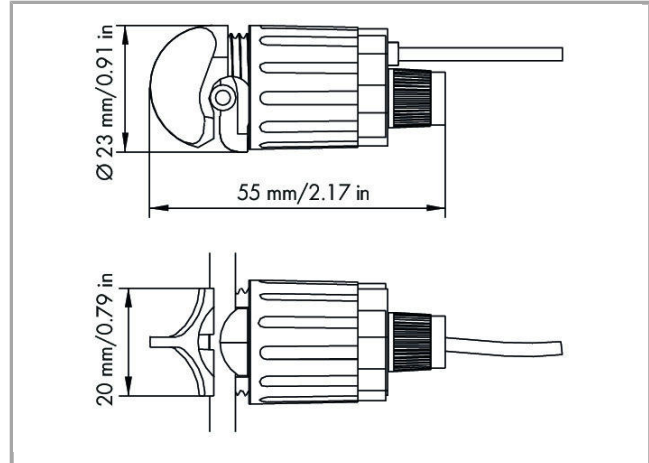


Data sheet | Item number: 855-8001

Power tap; with fuse; 2,5 mm² (12 AWG) - 6 mm² (10 AWG); Phase



855-8001



RoHS Compliant

[BOMcheck.net](https://www.bomcheck.net)

Item description

Short description:

The 855 Series Voltage Taps easily and safely tap the measurement voltage. This allows a fuse-protected measurement voltage to be tapped from an insulated conductor with just one turn – no tools required.

Features:

- Safely tap the measurement voltage with just one turn
- Tool-free assembly

—

- Safe mounting
- 855-8001 and 855-8003 Voltage Taps, including 5 x 25 mm 2 A fuse
- For insulated conductors up to 16 mm² (6 AWG)
- Cable length: 3 m

Note:

Spare fuse: SIBA Fuse, Item No. 7008913.2)

Data**Technical Data****Output – Voltage tap**

Rated voltage	AC 400 V
Max. continuous current	2 A
Max. voltage drop at output	≤ AC 0.5 V
Fuse (voltage path)	2 A; 450 V; F; 70 kA; 5 x 25 mm

Safety and protection:

Test voltage	AC 3 kV; 50 Hz; 1 min
Rated surge voltage	6 kV
Overvoltage category	III
Pollution degree	2
Protection class	IP20

Connection data

Connection technology	IDC
Solid conductor	2.5 ... 6 mm ² / 14 ... 10 AWG
Fine-stranded conductor	2.5 ... 6 mm ² / 14 ... 10 AWG
Feedthrough for measurement conductor	Ø 3 ... 5 mm
Type of cable	Secondary side: 1 x 1.0 mm ² ; , flexible; with ferrule

Geometrical Data

Width	23 mm / 0.906 inch
Height	59 mm / 2.323 inch
Depth	23 mm / 0.906 inch
Cable length	3 m

Mechanical data

Mounting type	IDC connection
Type of mounting	Mounting on insulated round conductor
Usability	Can be reused several times (max. 24 times)

Material Data

Flammability class per UL94	V2
Housing material	PA 66
Weight	25.9 g

Environmental Requirements

Pollution degree	2
Surrounding air (operating) temperature	-5 ... 55 °C
Surrounding air (storage) temperature	-20 ... 70 °C
Relative humidity	5 ... 85 % (no condensation)
Max. operating altitude	2000 m

Standards and specifications





Conformity marking	1
Standards/specifications	EN 60947-7-1







Commercial data

Country of origin	NL
GTIN	4055143371780
Customs Tariff No.	85366990990

Compatible products

General accessories

	Item no.: 2007-8873 Compact terminal block; for current and voltage transformers	2007-8873
	Item no.: 2007-8874 Compact terminal block; for current and voltage transformers	2007-8874
	Item no.: 2007-8875 Compact terminal block; for current transformer circuit	2007-8875
	Item no.: 2007-8876 Compact terminal block; for 3-phase current transformer circuit	2007-8876

	Item no.: 2007-8877 Compact terminal block; for current transformer circuit	2007-8877
	Item no.: 2857-570/024-000 3-Phase Power Measurement Module; 3x400/690 V/RC; Modbus RTU; Digital output; Configuration via software; Supply voltage: 24 VDC	2857-570 /024-000
	Item no.: 2857-570/024-001 3-Phase Power Measurement Module; 3x400/690 V/1 A; Modbus RTU; Digital output; Configuration via software; Supply voltage: 24 VDC	2857-570 /024-001
	Item no.: 2857-570/024-005 3-Phase Power Measurement Module; 3x400/690 V/5 A; Modbus RTU; Digital output; Configuration via software; Supply voltage: 24 VDC	2857-570 /024-005
	Item no.: 857-560 Voltage signal conditioner; Voltage input signal; Current and voltage output signal; Digital output; Configuration via software; Supply voltage: 24 VDC; 6 mm module width	857-560
	Item no.: 857-569 Power signal conditioner; Current and voltage input signal; Current and voltage output signal; Digital output; Configuration via software; Supply voltage: 24 VDC; 6 mm module width	857-569

Downloads

Documentation

Instruction Leaflet

Voltage Taps		pdf 79.6 kB	Download
--------------	--	----------------	----------

Additional Information

Disposal; Electrical and electronic equipment, Packaging	V 1.0.0	pdf 265.8 kB	Download
--	---------	-----------------	----------

Subject to changes.